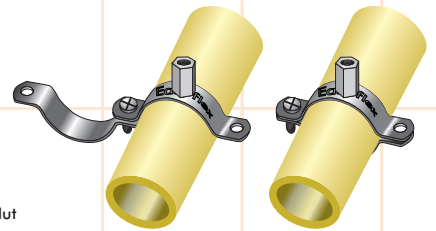
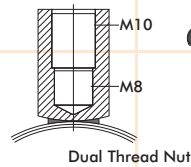
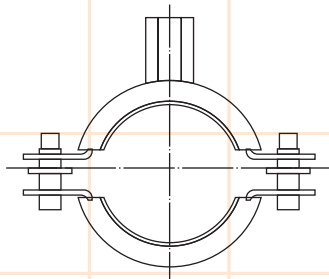
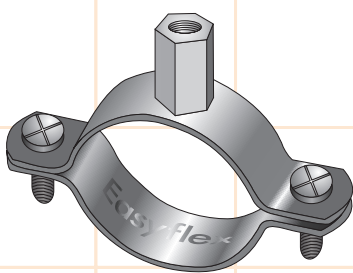


## Specifications :

- ⇒ Grooved construction for added strength.
- ⇒ Used for mounting of pipes to the walls (vertical/horizontal).
- ⇒ Hanging type is M8/M10 combi nut.
- ⇒ M10/M12 provided as option.
- ⇒ Lock bolts with combi cross recessed head.
- ⇒ M6 Side Screws with PE captive disc.



Model No.	Size (inches)	Dia (mm)	Range (mm)	Dimension (mm)				Thick. (mm)	Break Load Kgs	Safe Load Kgs
				A	B	C	D			
EFPSC018	3/8"	15	15-19	59	20	23	30	2	600	200
EFPSC022	1/2"	22	20-25	66	20	26	37	2	600	200
EFPSC028	3/4"	28	26-30	72	20	29	43	2	600	200
EFPSC035	1"	35	32-36	79	20	33	50	2	600	200
EFPSC040	1 1/4"	42	38-43	86	20	36	57	2	600	200
EFPSC048	1 1/2"	48	47-51	92	20	39	63	2	600	200
EFPSC054		54	53-58	98	20	42	69	2	600	200
EFPSC060	2"	60	60-64	104	20	45	75	2	600	200
EFPSC063		63	63-66	108	20	47	72	2	600	200
EFPSC070		70	68-72	114	20	50	85	2	600	200
EFPSC075	2 1/2"	75	74-80	119	20	53	90	2	600	200
EFPSC083		83	81-86	127	20	57	98	2	600	200
EFPSC090	3"	90	87-92	134	20	60	105	2	600	200
EFPSC100	3 1/2"	100	99-105	144	20	65	115	2	600	200
EFPSC110		110	107-112	164	20	70	125	2	600	200
EFPSC115	4"	115	113-118	159	20	73	130	2	600	200
EFPSC125		125	125-130	169	20	78	140	2	600	200
EFPSC133		133	131-137	177	20	82	148	2	600	200
EFPSC140	5"	140	138-142	184	20	85	155	2.5	900	300
EFPSC150		150	148-153	194	20	90	165	2.5	900	300
EFPSC160		160	159-166	204	25	95	175	2.5	900	300
EFPSC168	6"	168	168-172	212	25	99	183	2.5	900	300
EFPSC200	8"	200	200-212	244	25	115	215	2.5	900	300
EFPSC220		220	215-220	264	25	125	235	2.5	900	300
EFPSC250	10"	250	248-252	294	25	140	265	2.5	900	300
EFPSC315	12"	315	313-318	359	25	173	330	2.5	900	300

Model No.	Steel (Sch 40)		UPVC / PE	ABS
	Inches	mm		
EFPSCC018				16
EFPSCC022	1/2"	22	20	DN15 (21.4)
EFPSCC028	3/4"	28	25	DN20 (26.8)
EFPSCC035	1"	35	32, 38	DN25 (33.6)
EFPSCC040	1 1/4"	42	40, 43	DN32 (42.3)
EFPSCC048	1 1/2"	48	45	DN40 (48.3)
EFPSCC054			54	
EFPSCC060	2"	60	60	DN50 (60.4)
EFPSCC063				
EFPSCC070			70	
EFPSCC075	2 1/2"	75	75	DN65 (75.4)
EFPSCC083			83	
EFPSCC090	3"	90	90	
EFPSCC100			102	DN80 (88.9)
EFPSCC110			110	
EFPSCC115	4"	115	115	DN100 (114.3)
EFPSCC125			125	
EFPSCC133			135	
EFPSCC140	5"	140	140	DN125 (140.2)
EFPSCC150			152	
EFPSCC160			160	
EFPSCC168	6"		168	DN150 (168.3)
EFPSCC200			200	
EFPSCC220	8"	219	220, 225	DN200 (225.0)
EFPSCC250			250	DN225 (250.4)
EFPSCC315				DN300 (315.5)

- ⇒ Due to policy of continual improvement, the specifications are subject to change without prior notice.
- ⇒ Measurements are subject to 5% tolerance.
- ⇒ To achieve good sound suppression do not over load fitting.